

Contrast Enhancement

Curve Type: **Hilite & Shadow** [Load] [Save]

50 50 1.0

[Apply] [Invert] [Reset] [Reset All]

Range: Before: 1 0 0 After: 0 0 0 [Before/After]

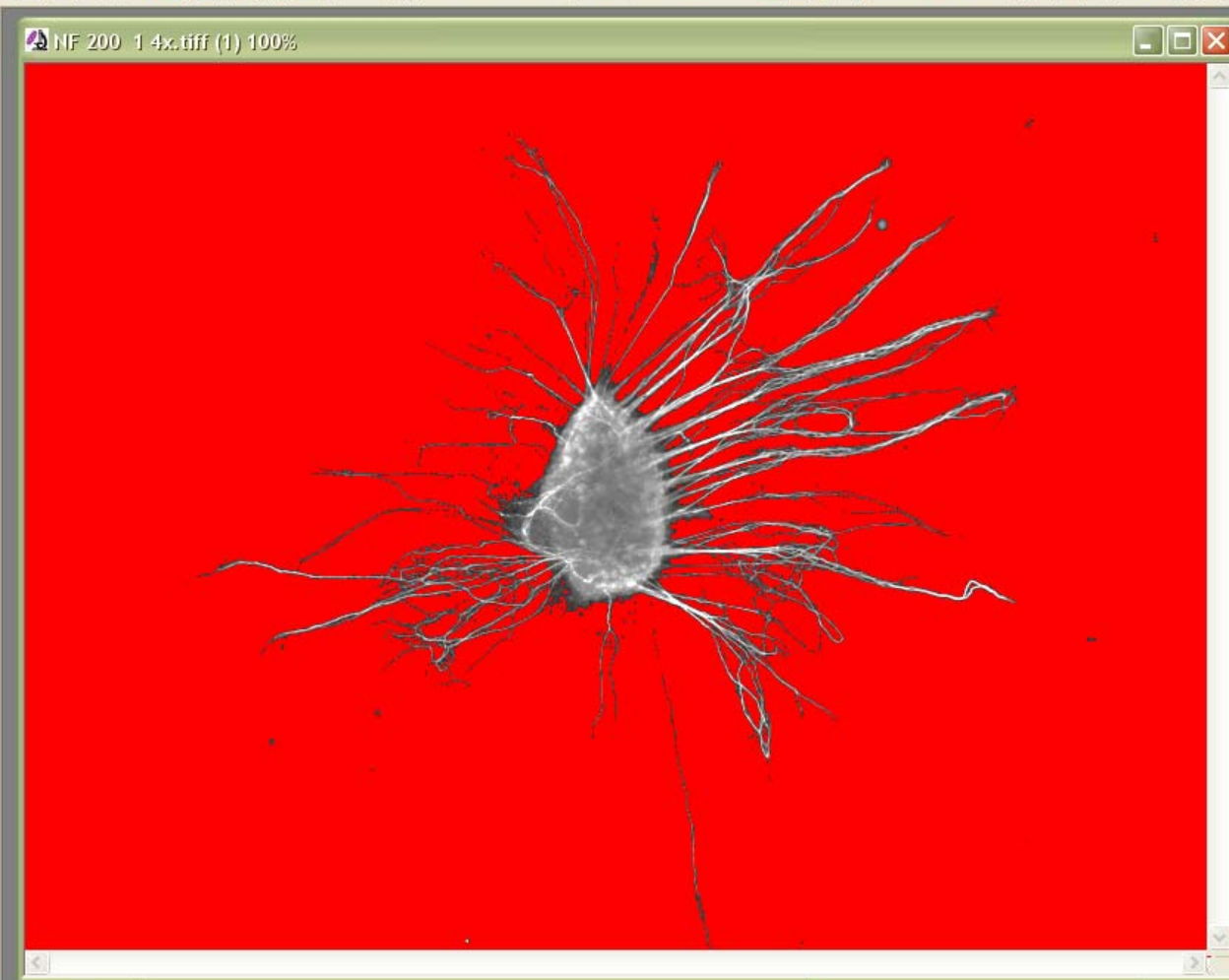
< Less

Cursor Position: X: 4 Y: 11

Control Position: X: 255 Y: 255

Show Grid

Image Intensity



Segmentation - NF 200 1 4x.tiff (1) 100%

Histogram Based

Class 1 ■

0 127


Click in histogram to zoom in, shift-click to zoom out

3x3

Preview

Current Class

Class Color on Transparent



Count / Size

File Edit View Measure Image

Intensity Range Selection

Current Range (0...128)

Manual:

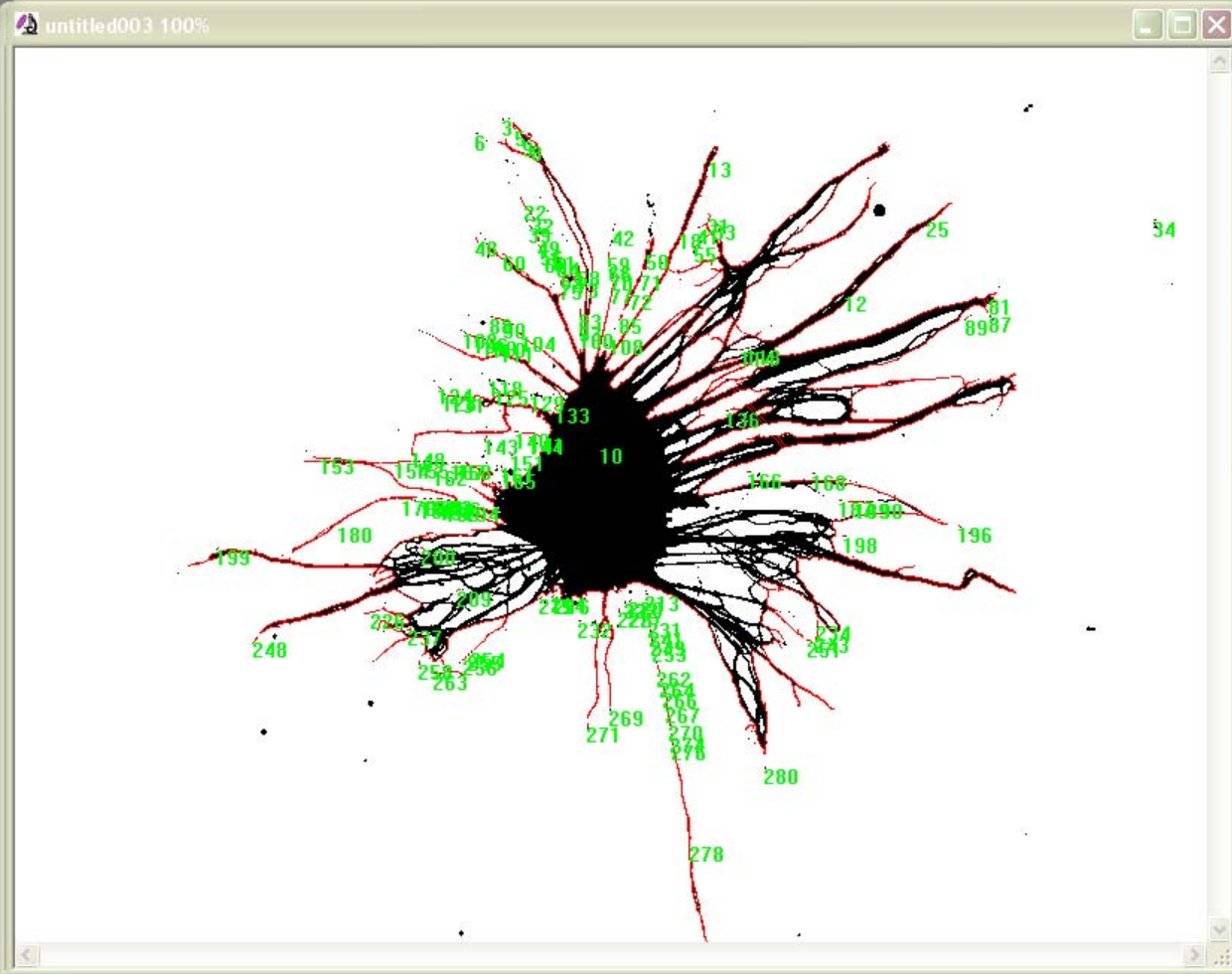
Automatic Bright Objects

Automatic Dark Objects

Measure Objects Total Count: 0

Apply Filter Ranges In Range: 0

Accumulate Count Display Objects



Count / Size

File Edit View Measure Image

Intensity Range Selection

Current Range (0...1)

Manual:

Automatic Bright Objects

Automatic Dark Objects

Measure Objects Total Count: 284

Apply Filter Ranges In Range: 132

Accumulate Count Display Objects

File

No Sort Sort Up Sort Down On: Dendritic length ▼

Locate the object. Scroll to the object.

Obj.#	Dendritic length
3	1
5	1
6	1
8	3.6055512
9	2.8284271
10	189.12944
12	72.672523
13	3.1622777
18	4.5118847
22	11.010477
25	2.4142137
31	4.3100266
32	1.4142135
33	5.0843678
34	1
39	1.4142135
41	1
42	1
48	3.1622777
49	2
50	2.1081820
55	2.8284271
56	6.4339786
59	5
60	2.2559443
61	1.4142135
63	1.4142135
64	2
66	2
68	5
69	1.4142135
70	5.1622777
71	2
72	1.4142135
73	1
75	1
77	2